




Activity 2: Introduction to Bobcat Rank (Den Leader Tip: Recruit Parents to Lead – maybe set up “stations” for Scouts to rotate to for each Requirement)

Review the Bobcat Requirements: We want to introduce the first Rank Badge you can earn		
<p>1. Learn and say the Scout Oath, with help if needed.</p> <p>(Parent leader(s): _____ + _____)</p>	<p>On my honor I will do my best To do my duty to God and my country and to obey the Scout Law; To help other people at all times; To keep myself physically strong, mentally awake, and morally straight.</p>	
<p>2. Learn and say the Scout Law, with help if needed.</p> <p>(Parent leader(s): _____ + _____)</p>	<p>A Scout is: trustworthy, loyal, helpful, friendly, courteous, kind, obedient, cheerful, thrifty, brave, clean, and reverent.</p>	
<p>3. Show the Cub Scout sign. Tell what it means.</p> <p>(Parent leader(s): _____ + _____)</p>	<p>Make the sign with your right hand. Hold your arm straight up. The two raised fingers stand for the Scout Oath and the Scout Law. The fingers look like the sharp ears of the wolf ready to listen to Akela! Remember that Akela means “good leader” to a Cub Scout. Your mother or father or guardian is Akela. So is your Cubmaster or your den leader.</p>	
<p>4. Show the Cub Scout handshake. Tell what it means.</p> <p>(Parent leader(s): _____ + _____)</p>	<p>When you shake hands with another Cub Scout, do this: Hold out your right hand just as you always do to shake hands. But then put your first two fingers along the inside of the other scout’s wrist. This means you help each other to remember and obey the Scout Oath and Scout Law.</p>	
<p>5. Say the Cub Scout motto. Tell what it means.</p> <p>(Parent leader(s): _____ + _____)</p>	<p>The Cub Scout motto is “Do Your Best.” A motto is a guiding principle and a rule for living. Do Your Best means trying your hardest, not just a little bit. Do your best all the time... in school and at home... when you play a game and help your team. Do your best as you work on your rank adventures!</p>	
<p>6. Show the Cub Scout salute. Tell what it means.</p> <p>(Parent leader(s): _____ + _____)</p>	<p>Salute with your right hand. Hold your first two fingers close together. Touch your fingertips to your cap. If you aren’t wearing a cap, touch your right eyebrow. You salute the flag to show respect to our country. Always use the Cub Scout salute when you are in your Cub Scout uniform, both indoors and outdoors.</p>	
<p>[To be Done by Parent or Guardian, probably at home]</p> <p>7. With your parent or guardian, complete the exercises in the pamphlet <i>How to Protect Your Children From Child Abuse: A Parent’s Guide</i>. See http://www.scouting.org/filestore/pdf/100-014_WEB.pdf</p>		